

# Stock Programme 2011

Valid from 1<sup>st</sup> of June, 2011

Web Release September 2012

interior

for  
people  
who  
create



									High Pressure Laminate				Compact Interior with black core															
Position A - F	Position R - X	Decor N°	Name	Max Worktop	Max Window Sill	Star Favorit	Price Group	Star Favorit	Exterior, Universal, Authentic	Type of Decor	Surface Finish	2140 x 1060 x 1,0	2800 x 1300 x 1,0	4100 x 1300 x 0,8 Postforming	Alumax 42 Sizes acc. to delivery prog.	2140 x 1060 x 2,0 - 20,0 mm	2800 x 1300 x 2,0 - 20,0 mm	4100 x 1300 x 2,0 - 20,0 mm	4100 x 1850 x 2,0 - 20,0 mm	2800 x 1850 x 2,0 - 15,0 mm	Alucompact 06 Sizes acc. to delivery prog.	Alucompact 42 Sizes acc. to delivery prog.	Compact Interior Plus surface IP	Compactforming Elements 6, 8, 10, 13 mm	Max Resistance surface RE 4100 x 1850 mm			
C3	T3	0015	Cognac			□	30		U	FH	•	•	•	◆		◆	◆				◆	◆		◆				
C4	U3	0016	Choko			□	30		U	FH	•	•	•	◆		◆	◆					◆	◆		◆			
A4	U1	0025	Red Coral			□	50		U	FH	•	•	•	◆	◆	◆						◆	◆		◆			
B40	U44	0025	Red Coral + Astro						D	FH		•	◆			◆	◆											
D33	U40	0026	Prado Alu Grey			□	35		M	MT		•																
		0026	Prado Alu Grey					■	M			◆		◆		◆						◆	◆	◆				
E33	U41	0027	Prado Agate Grey					■	M	FH		◆		◆		◆						◆	◆	◆				
		0028	Prado Brown					■	M			◆		◆		◆						◆	◆	◆				
		0037	Indian Apple					■	M	FH		◆		◆		◆						◆	◆	◆				
D24	R34	0037	Indian Apple			□	50		H	SG	◐	•	•															
A28	V31	0040	Oak Chocolate Crosswise			□	35		H	FH	•	•	•	◆	◆	◆						◆	◆		◆			
B53	U20	0043	Cartagena Walnut Crosswise			□	50		H	SG	◐	•	•															
B28	V32	0043	Cartagena Walnut Crosswise			□	50		H	FH	•	•	•	◆		◆	◆						◆	◆		◆		
C27	U33	0046	Highland Ash			□	35		H	SU		•	◆															
B11	V8	0050	Spring			□	50		U	FH	•	•	•			◆	◆	◆	◆	◆	◆	◆	◆		◆			
A6	W1	0051	Pink			□	50		U	FH	•	•	•			◆	◆	◆	◆	◆	◆	◆	◆		◆			
A7	R7	0052	Tender Violet			□	50		U	FH	•	•	•			◆	◆	◆	◆	◆	◆	◆	◆		◆			
B7	R8	0053	Lilac			□	50		U	FH	•	•	•			◆	◆					◆	◆		◆			
C7	R9	0054	Cassis			□	50		U	FH	•	•	•			◆	◆					◆	◆		◆			
C11	V9	0059	Dark Green			□	50	■	U	FH	•	•	•			◆	◆	◆	◆	◆	◆	◆	◆	◆	◆	◆	◆	
F25	S36	0064	Ragoon Teak			□	35		H	FH	•	•	•	◆	◆	◆						◆	◆		◆			
F2	S6	0065	Ivory			□	30	■	U	FH	•	•	•	◆	◆	◆	◆	◆	◆	◆	◆	◆	◆	◆	◆	◆	◆	◆
D13	R16	0066	Sand			□	30	■	U	FH	•	•	•	◆	◆	◆	◆	◆	◆	◆	◆	◆	◆	◆	◆	◆	◆	
B5	V2	0067	Red			□	50		U	FH	•	•	•	◆	◆	◆						◆	◆		◆			
C39	T45	0067	Red + Snake						D	FH		•				◆	◆											
A2	S1	0068	Superior Yellow			□	50		U	FH	•	•	•	◆	◆	◆	◆	◆	◆	◆	◆	◆	◆		◆			
		0070	Carbon Grey					■	U			◆		◆		◆						◆	◆	◆				
F12	W12	0073	Pale Ivory			□	30	■	U	FH	•	•	•	◆	◆	◆	◆	◆	◆	◆	◆	◆	◆	◆	◆	◆	◆	
D14	S16	0074	Pastell Grey			□	30	■	U	FH	•	•	•	◆	◆	◆	◆	◆	◆	◆	◆	◆	◆	◆	◆	◆	◆	RE
D16	U16	0075	Dark Grey			□	30	■	U	FH	•	•	•	◆	◆	◆	◆	◆	◆	◆	◆	◆	◆	◆	◆	◆	◆	
B51	S20	0075	Dark Grey			□	50		U	SG		•																
		0075	Dark Grey + Ice					■	S																◆			
		0075	Dark Grey + Tango					■	S																◆			
B16	U14	0077	Charcoal			□	30	■	U	FH	•	•	•	◆	◆	◆	◆	◆	◆	◆	◆	◆	◆	◆	◆	◆	◆	
B29	X32	0077	Charcoal			□	30		U	RM		•																
C51	S21	0077	Charcoal			□	50		U	SG		•																



High Pressure Laminate	Compact Interior with black core
------------------------	----------------------------------

Position A - F	Position R - X	Decor N°	Name	Max Worktop	Max Window Sill	Star Favorit	Price Group	Star Favorit	Exterior, Universal, Authentic	Type of Decor	Surface Finish	2140 x 1060 x 1,0	2800 x 1300 x 1,0	4100 x 1300 x 0,8 Postforming	Alumax 42 Sizes acc. to delivery prog.	2140 x 1060 x 2,0 - 20,0 mm	2800 x 1300 x 2,0 - 20,0 mm	4100 x 1300 x 2,0 - 20,0 mm	4100 x 1850 x 2,0 - 20,0 mm	2800 x 1850 x 2,0 - 15,0 mm	Alucompact 06 Sizes acc. to delivery prog.	Alucompact 42 Sizes acc. to delivery prog.	Compact Interior Plus surface IP	Compactforming Elements 6, 8, 10, 13 mm	Max Resistance surface RE 4100 x 1850 mm		
F39	T48	0077	Charcoal + Esprit							D	FK	•	♦														
		0078	Actec						■	S													♦				
		0079	Maya						■	S													♦				
A15	T13	0080	Black			□	30	■	U	FH		•	•	•	♦	♦	♦	♦	♦	♦	♦	♦	♦	♦	♦	♦	
A29	X31	0080	Black			□	30		U	RM		•															
		0080	Black			□	30		U	MT		•															
D51	S22	0080	Black			□	50		U	SG		•															
E39	T47	0080	Black + Linos							D	FH	•				♦	♦										
		0080	Black + Ice					■	S														♦				
		0082	Deep Black						U																	RE	
F13	R18	0085	White	□	┘	□	50	■	U	FH		•	•	•	♦	♦	♦	♦	♦	♦	♦	♦	♦	♦	♦	♦	RE
D29	X34	0085	White			□	50		U	RM		•															
A50	R19	0085	White			□	50		U	SG		•	•														
A39	T43	0085	White + Astro							D	FK	•	♦														
C40	U45	0085	White + Snake							D	FH	•				♦	♦										
		0085	White + Ice					■	S														♦				
		0086	Industry White			□	10		U	FH		•	•	•		♦	♦	♦	♦	♦	♦	♦	♦	♦	♦	♦	
A54	W19	0086	Industry White			□	10		U	MT		•	•														
		0086	Industry White			□	10		U	SF																	
B10	U8	0094	Grass Green			□	50		U	FH		•	•	•	♦	♦	♦	♦	♦	♦	♦	♦	♦	♦	♦	♦	
A3	T1	0095	Papaya			□	50		U	FH		•	•	•	♦	♦	♦	♦	♦	♦	♦	♦	♦	♦	♦	♦	
F50	R24	0095	Papaya			□	50		U	SG		•															
A18	S25	0102	Maple			□	35		H	FH		•	•	•	♦	♦	♦	♦	♦	♦	♦	♦	♦	♦	♦	♦	
D17	R28	0107	Beech I	□		□	35		H	PO		•	•	•	♦	♦	♦				♦	♦	♦	♦	♦		
D54	W22	0112	Top White			□	20		U	BR																	
B54	W20	0112	Top White			□	20		U	MR																	
C54	W21	0112	Top White			□	20		U	FH																	
		0112	Top White			□	20		U	MT																	
		0112	Top White			□	50		U	SG																	
D55	X22	0125	Natural Oak			□	35	■	H	PO		•	•	•	♦	♦	♦				♦	♦	♦	♦	♦		
B36	X38	0139	Grey Marble	□	┘				M	FK		•	•														
A36	X37	0141	Classico	□	┘				M	FH		•	•	♦		♦	♦				♦	♦	♦	♦	♦		
		0156	Afro Patina					■	M			♦		♦		♦					♦	♦	♦	♦	♦		
B17	R26	0157	Obir Beech			□	35		H	PO		•	•	•	♦	♦	♦				♦	♦	♦	♦	♦		
B31	S38	0158	Afro Grey					■	M	FH		♦		♦		♦					♦	♦	♦	♦	♦		
A31	S37	0159	Afro Black					■	M	FH		♦		♦		♦					♦	♦	♦	♦	♦		

\*) available in 31 x 2 mm

Exterior	Window Sill		Worktop	Star Favorit																Stable Edges	Organic Fibre		
	Types			2800 x 2050 mm	2820 x 2070 mm												23 x 2,0 mm	23 x 1,0 mm	33 x 2,0 mm		Organic Fibre Decor 2800 x 3,2 mm	Organic Fibre Decor 2800 x 1850 x 3,2 mm Matt	Organic Fibre printed/laquered 2800 x 2050 x 4 mm matt
	Classic 40 mm	Massive 80 mm			10, 12, 16, 22, 25, 30 mm	19 mm	8 mm	10 mm	12 mm	16 mm	18 mm	19 mm	22 mm	25 mm	28 mm	30 mm							
Lap siding panel 4100 x 250 x 6 mm	one sided 4100 x 150,200,250,300,350,400	two sided 4100 x 505	4100 x 600 or 4100 x 900 x 39 mm	Star Favorit Superfront, structure 0,5; 1,0	10, 12, 16, 22, 25, 30 mm	19 mm	8 mm	10 mm	12 mm	16 mm	18 mm	19 mm	22 mm	25 mm	28 mm	30 mm	38 mm	23 x 2,0 mm	23 x 1,0 mm	33 x 2,0 mm	Organic Fibre Decor 2800 x 3,2 mm	Organic Fibre Decor 2800 x 1850 x 3,2 mm Matt	Organic Fibre printed/laquered 2800 x 2050 x 4 mm matt
◆																							
◆																							
◆				▷			●	○	○	○	○	●	○	○	○	○	○	●			▷		●
				▷			●	○	○	○	○	○	○	○	○	○	○	●					●
				▷			○	○	○	○	○	○	○	○	○	○	○	●				▷	●
				▷	▷	●													●				
◆																							
◆	●	●	●	▷			●	○	○	○	○	○	○	○	○	○	○	○	●	●	●	▷	●112
				▷			●	○	○	○	○	○	○	○	○	○	○	○	●				●112
				▷	▷	●													●				
◆																							
				▷			○	○	○	○	○	○	○	○	○	○	○	○	●85	●85	●85	▷	●112
				▷			●	○	○	●	○	●	○	●	○	●	○	○	●85	●85	●85	▷	●112
				▷			○	○	○	○	○	○	○	○	○	○	○	○	●85	●85	●85	▷	●112
				▷			○	○	○	○	○	○	○	○	○	○	○	○	●			▷	
				▷	▷	●													●				
				▷			●	○	○	○	○	○	○	○	○	○	○	○	●			▷	
			●	▷			●	○	○	○	○	○	○	○	○	○	○	○	●	*)	▷		
				▷			●	○	○	○	○	○	○	○	○	○	○	○	●85	●85	●85		●
				▷			●	▷	▷	●	▷	●	▷	●	▷	●	▷	●	●85	●85	●85	▷	●
				▷			●	○	○	○	○	○	○	○	○	○	○	○	●85	●85	●85	▷	●
				▷	▷	●													●85				
◆				▷			●	○	○	○	○	○	○	○	○	○	○	○	●	●	●	▷	●
	●	●	●																				
◆																							
◆				▷			●	○	○	○	○	○	○	○	○	○	○	○	●	*)	▷		●
◆																							
◆																							

Typesetting and printing errors reserved!

										High Pressure Laminate				Compact Interior with black core														
Position A - F	Position R - X	Decor N°	Name	Max Worktop	Max Window Sill	Star Favorit	Price Group	Star Favorit	Exterior, Universal, Authentic	Type of Decor	Surface Finish	2140 x 1060 x 1,0	2800 x 1300 x 1,0	4100 x 1300 x 0,8 Postforming	Alumax 42 Sizes acc. to delivery prog.	2140 x 1060 x 2,0 - 20,0 mm	2800 x 1300 x 2,0 - 20,0 mm	4100 x 1300 x 2,0 - 20,0 mm	4100 x 1850 x 2,0 - 20,0 mm	2800 x 1850 x 2,0 - 15,0 mm	Alucompact 06 Sizes acc. to delivery prog.	Alucompact 42 Sizes acc. to delivery prog.	Compact Interior Plus surface IP	Compactforming Elements 6, 8, 10, 13 mm	Max Resistance surface RE 4100 x 1850 mm			
		0160	Dark Afro						■	H		◆		◆		◆					◆	◆	◆					
		0161	Light Afro						■	H		◆		◆		◆						◆	◆	◆				
		0161	Light Afro + Tango						■	S														◆				
		0162	Afro Sahara						■	H		◆		◆		◆						◆	◆	◆				
		0163	Akro Havanna						■	H		◆		◆		◆						◆	◆	◆				
E20	U29	0165	Cherry			□	35			H	PO	●	●	●	◆	◆	◆	◆				◆	◆		◆			
D20	U28	0166	Superior Cherry			□	35			H	PO	●	●	●	◆	◆	◆	◆				◆	◆		◆			
		0168	Akro Rust						■	H		◆		◆		◆						◆	◆	◆				
		0169	Akro Ruby						■	H		◆		◆		◆						◆	◆	◆				
B19	T26	0171	Tundra Birch			□	35			H	PO	●	●	●	◆	◆	◆	◆				◆	◆		◆			
F28	V36	0175	Knor Fir		┘	□	35			H	PO	●	●	●	◆	◆	◆	◆				◆	◆		◆			
E26	T35	0180	Light Oak I			□	35			H	PO	●	●	●	◆	◆	◆	◆				◆	◆		◆			
F21	V30	0195	Apple			□	35			H	PO	●	●	●	◆	◆	◆	◆				◆	◆		◆			
A24	R31	0203	Wenge			□	35			H	FH	●	●	●	◆	◆	◆	◆				◆	◆		◆			
B4	U2	0210	Insensive Red			□	50			U	FH	●	●	●	◆	◆	◆	◆	◆	◆	◆	◆	◆		◆			
E29	X35	0210	Insensive Red			□	50			U	RM	●																
E51	S23	0210	Insensive Red			□	50			U	SG	●																
C1	R3	0212	Sun Yellow			□	50			U	FH	●	●	●	◆	◆	◆	◆	◆	◆	◆	◆	◆		◆			
		0213	Mahogany						■	H		◆		◆		◆						◆	◆	◆				
F24	R36	0217	Root Walnut			□	55			H	SG	●	●	●														
F17	R30	0227	Alder			□	35			H	FH	●	●	●	◆	◆	◆	◆	◆	◆	◆	◆	◆		◆			
D3	T4	0230	Orange Yellow			□	50			U	FH	●	●	●	◆	◆	◆	◆	◆	◆	◆	◆	◆		◆			
F10	U12	0236	Whitish Green			□	50			U	FH	●	●	●	◆	◆	◆	◆	◆	◆	◆	◆	◆		◆			
D7	R10	0237	Gentian Blue			□	30		■	U	FH	●	●	●	◆	◆	◆	◆	◆	◆	◆	◆	◆	◆	◆	◆	◆	◆
C28	V33	0238	Highland Pine			□	35			H	PO	●	●	●	◆	◆	◆	◆				◆	◆		◆			
E24	R35	0239	Rio Rosewood			□	35			H	PO	●	●	●	◆	◆	◆	◆				◆	◆		◆			
B6	W2	0250	Indian Red			□	50			U	FH	●	●	●	◆	◆	◆	◆	◆	◆	◆	◆	◆		◆			
F51	S24	0250	Indian Red			□	50			U	SG	●																
C32	T39	0263	Metallic Grey			□	55			M	SG	●	●															
B20	U26	0270	Light Cherry			□	35		■	H	FH	●	●	●	◆	◆	◆	◆	◆	◆	◆	◆	◆	◆	◆	◆	◆	◆
		0272	Summerapple						■	H		◆		◆		◆						◆	◆	◆				
E11	V11	0274	Pistachio			□	50			U	FH	●	●	●	◆	◆	◆	◆	◆	◆	◆	◆	◆		◆			
F8	S12	0279	Pastell Blue			□	50			U	FH	●	●	●	◆	◆	◆	◆	◆	◆	◆	◆	◆		◆			
F4	U6	0280	Safari			□	30			U	FH	●	●	●	◆	◆	◆	◆	◆	◆	◆	◆	◆		◆			
C24	R33	0289	American Mahagony			□	50			H	PO	●	●	●	◆	◆	◆	◆				◆	◆		◆			
F55	X24	0291	Beech II			□	35			H	PO	●	●	●	◆	◆	◆	◆				◆	◆		◆			

\*) available in 31 x 2 mm

	Exterior	Window Sill				Worktop	Star Favorit																	Organic Fibre			
		Types					2800 x 2050 mm	2820 x 2070 mm													Stable Edges						
		Classic 40 mm		Massive 80 mm				10, 12, 16, 22, 25, 30 mm	19 mm	8 mm	10 mm	12 mm	16 mm	18 mm	19 mm	22 mm	25 mm	28 mm	30 mm	38 mm	23 x 2,0 mm	23 x 1,0 mm	33 x 2,0 mm	Organic Fibre Decor 2800 x 2050 x 3,2 mm	Organic Fibre Decor 2800 x 1850 x 3,2 mm Matt	Organic Fibre printed/laquered 2800 x 2050 x 4 mm matt	
Lap siding panel 4100 x 250 x 6 mm	one sided 4100 x 150,200,250,300,350,400	two sided 4100 x 505	two sided 4100 x 805	one sided 4100 x 150,200,250,300,350,400	two sided 4100 x 505,805	4100 x 600 or 4100 x 900 x 39 mm	2790 x 1840 x 19 mm	Star Favorit Superfront, structure 0,5; 1,0																			
	•																										
	•																										
	♦																										
	•																										
	♦							•																			
	•								•	o	o	o	o	o	•	o	o	o	o	o	o	•	•*)	•			
	♦																										
	•	•	•						•	o	o	o	o	o	•	o	o	o	o	o	o	•	•*)	•			•

Typesetting and printing errors reserved!

High Pressure  
Laminate

Compact Interior with black core

Position A - F	Position R - X	Decor N°	Name	Max Worktop	Max Window Sill	Star Favorit	Price Group Star Favorit	Exterior, Universal, Authentic	Type of Decor	Surface Finish	2140 x 1060 x 1,0	2800 x 1300 x 1,0	4100 x 1300 x 0,8 Postforming	Alumax 42 Sizes acc. to delivery prog.	2140 x 1060 x 2,0 - 20,0 mm	2800 x 1300 x 2,0 - 20,0 mm	4100 x 1300 x 2,0 - 20,0 mm	4100 x 1850 x 2,0 - 20,0 mm	2800 x 1850 x 2,0 - 15,0 mm	Alucompact 06 Sizes acc. to delivery prog.	Alucompact 42 Sizes acc. to delivery prog.	Compact Interior Plus surface IP	Compactforming Elements 6, 8, 10, 13 mm	Max Resistance surface RE 4100 x 1850 mm
F26	T36	0297	Light Oak			□	35		H	PO	•	•	•	◆	◆	◆				◆	◆		◆	
C18	S27	0305	Mottled Maple			□	35		H	FH	•	•	•	◆	◆	◆				◆	◆		◆	
D21	V28	0308	Pear Tree			□	35		H	FH	•	•	•	◆	◆	◆				◆	◆		◆	
F3	T6	0315	Wheat			□	30		U	FH	•	•	•	◆	◆	◆	◆	◆	◆	◆	◆		◆	
E50	R23	0315	Wheat			□	50		U	SG		•												
D6	W4	0318	Ruby Red			□	50		U	FH	•	•	•	◆	◆	◆	◆	◆	◆	◆	◆		◆	
F29	X36	0318	Ruby Red			□	50		U	RM		•												
E6	W5	0319	Cappuccino			□	30		U	FH	•	•	•	◆	◆	◆	◆	◆	◆	◆	◆		◆	
D50	R22	0319	Cappuccino			□	50		U	SG		•												
D38	S46	0321	Stone Arctica	□					M	FK		•	•											
D35	W40	0324	Iberia	□					M	FK		•	•											
		0325	Java Grey					■	M			◆		◆	◆					◆	◆	◆		
		0326	Java Black					■	M			◆		◆	◆					◆	◆	◆		
		0327	Java Brown					■	M			◆		◆	◆					◆	◆	◆		
F32	T42	0328	Brushed Aluminium			□	55	■	M	FH		•	•	◆		◆	◆	◆	◆	◆	◆	◆	◆	◆
E32	T41	0329	Brushed Titanium			□	55		M	FH		•	•	◆		◆	◆	◆	◆	◆	◆	◆	◆	◆
		0330	Brushed Navy					■	M			◆	◆	◆		◆	◆	◆	◆	◆	◆	◆	◆	◆
		0334	Zebrano						H	FH		◆	◆	◆		◆	◆			◆	◆		◆	
C22	W27	0334	Zebrano			□	35		H	SM	•	•	•	◆										
B52	T20	0334	Zebrano			□	50		H	SG	▶	•	•											
D22	W28	0335	Coconut			□	35		H	FH	•	•	•	◆	◆	◆				◆	◆		◆	
A52	T19	0335	Coconut			□	50		H	SG	▶	•	•											
D32	T40	0336	Wave			□	55		M	FH		•	•	◆		◆	◆			◆	◆		◆	
		0340	Noce Nero						H	FH		◆	◆	◆		◆	◆			◆	◆		◆	
A23	X25	0340	Noce Nero			□	35		H	SM	•	•	•	◆										
F52	T24	0340	Noce Nero			□	50		H	SG	▶	•	•											
B33	U38	0344	Riverside	□					M	SG		•	•											
A33	U37	0345	Riverside Grey	□					M	SG		•	•											
A35	W37	0353	Evia	□					M	FH		•	•		◆	◆				◆	◆		◆	
B37	R44	0370	Astra			□	55		M	FH		•	•	◆		◆	◆			◆	◆		◆	
E38	S47	0374	Jett Graphite	□					M	FH		•	•	◆		◆	◆			◆	◆		◆	
F36	X42	0379	Black Marble	□					M	FH		•	•	◆		◆	◆			◆	◆		◆	



Exterior	Window Sill		Worktop	Star Favorit																Stable Edges	Organic Fibre			
	Types			2800 x 2050 mm	2820 x 2070 mm																Organic Fibre Decor 2800 x 2050 x 3,2 mm	Organic Fibre Decor 2800 x 1850 x 3,2 mm Matt	Organic Fibre printed/laquered 2800 x 2050 x 4 mm matt	
	Classic 40 mm	Massive 80 mm																						
Lap siding panel 4100 x 250 x 6 mm	one sided 4100 x 150,200,250,300,350,400	two sided 4100 x 505	4100 x 600 or 4100 x 900 x 39 mm	2790 x 1840 x 19 mm	Star Favorit Superfront, structure 0,5; 1,0	10, 12, 16, 22, 25, 30 mm	19 mm	8 mm	10 mm	12 mm	16 mm	18 mm	19 mm	22 mm	25 mm	28 mm	30 mm	38 mm	23 x 2,0 mm	23 x 1,0 mm	33 x 2,0 mm	Organic Fibre Decor 2800 x 2050 x 3,2 mm	Organic Fibre Decor 2800 x 1850 x 3,2 mm Matt	Organic Fibre printed/laquered 2800 x 2050 x 4 mm matt

Typesetting and printing errors reserved!

										High Pressure Laminate				Compact Interior with black core													
Position A - F	Position R - X	Decor N°	Name	Max Worktop	Max Window Sill	Star Favorit	Price Group	Star Favorit	Exterior, Universal, Authentic	Type of Decor	Surface Finish	2140 x 1060 x 1,0	2800 x 1300 x 1,0	4100 x 1300 x 0,8 Postforming	Alumax 42 Sizes acc. to delivery prog.	2140 x 1060 x 2,0 - 20,0 mm	2800 x 1300 x 2,0 - 20,0 mm	4100 x 1300 x 2,0 - 20,0 mm	4100 x 1850 x 2,0 - 20,0 mm	2800 x 1850 x 2,0 - 15,0 mm	Alucompact 06 Sizes acc. to delivery prog.	Alucompact 42 Sizes acc. to delivery prog.	Compact Interior Plus surface IP	Compactforming Elements 6, 8, 10, 13 mm	Max Resistance surface RE 4100 x 1850 mm		
A37	R43	0400	Bianco Carnico	☐						M	SG	•	•	•													
A38	S43	0402	Grey Fiume							M	FH	•	•	◆		◆	◆					◆	◆		◆		
D36	X40	0407	Darkgrey Granite	☐						M	SG	•	•														
F18	S30	0408	Canada Maple		☐		35			H	PO	•	•	•	◆	◆	◆					◆	◆		◆		
F34	V42	0410	Veneto							M	SG	•	•														
B18	S26	0412	Danube Maple		☐		35			H	PO	•	•	•	◆	◆	◆					◆	◆		◆		
A53	U19	0412	Danube Maple		☐		50			H	SG	•	•														
D18	S28	0413	Planked Maple		☐		35			H	PO	•	•	•	◆	◆	◆					◆	◆		◆		
E17	R29	0420	Natural Beech I		☐		35			H	PO	•	•	•	◆	◆	◆					◆	◆		◆		
F35	W42	0425	Marble Leonara	☐						M	FH	•	•			◆	◆					◆	◆		◆		
C34	V39	0434	Fiocco	☐						M	FK	•	•														
D37	R46	0439	Ravenna	☐						M	FH	•	•	◆		◆	◆					◆	◆		◆		
F20	U30	0441	American Cherry		☐		35			H	PO	•	•	•	◆	◆	◆					◆	◆		◆		
C37	R45	0446	Calypso Grey	☐						M	FH	•	•	◆		◆	◆					◆	◆		◆		
E35	W41	0456	Alcora	☐						M	SG	•	•														
C35	W39	0465	Carat	☐						M	FH	•	•	◆		◆	◆					◆	◆		◆		
A17	R25	0468	Planked Beech		☐		35			H	PO	•	•	•	◆	◆	◆					◆	◆		◆		
F27	U36	0470	Pine		☐		35			H	PO	•	•	•	◆	◆	◆					◆	◆		◆		
C33	U39	0476	Borneo Beige	☐						M	SG	•	•														
F37	R48	0488	Plaza Green	☐						M	FK	•	•														
E37	R47	0489	Plaza Grey	☐						M	FK	•	•														
E36	X41	0490	Sardo Quartz	☐						M	FK	•	•														
B34	V38	0491	Mandana Light	☐						M	FH	•	•			◆	◆					◆	◆		◆		
A34	V37	0492	Mandana Dark	☐						M	FH	•	•			◆	◆					◆	◆		◆		
B35	W38	0495	Alhambra Light	☐						M	FH	•	•	◆		◆	◆					◆	◆		◆		
B24	R32	0504	Mottled Mahogany		☐		35			H	PO	•	•	•	◆	◆	◆					◆	◆		◆		
D34	V40	0508	Phenix Anthracite	☐						M	FK	•	•														
C38	S45	0511	Beige Lido	☐						M	FH	•	•	◆		◆	◆					◆	◆		◆		
B38	S44	0522	Alabaster Space	☐						M	FH	•	•	◆		◆	◆					◆	◆		◆		
F38	S48	0523	Aniline Space							M	FH	•	•	◆		◆	◆					◆	◆		◆		
		0532	Silver Star						■	S												◆	◆	◆			
E23	X29	0542	Austrian Walnut 1		☐		35			H	PO	•	•	•	◆	◆	◆					◆	◆		◆		

\*) available in 31 x 2 mm

Exterior	Window Sill		Worktop	Star Favorit															Stable Edges			Organic Fibre		
	Types			2800 x 2050 mm	2820 x 2070 mm																			
	Classic 40 mm	Massive 80 mm																						
Lap siding panel 4100 x 250 x 6 mm	one sided 4100 x 150,200,250,300,350,400	two sided 4100 x 505	4100 x 600 or 4100 x 900 x 39 mm	2790 x 1840 x 19 mm	Star Favorit Superfront, structure 0,5; 1,0	10, 12, 16, 22, 25, 30 mm	19 mm	8 mm	10 mm	12 mm	16 mm	18 mm	19 mm	22 mm	25 mm	28 mm	30 mm	38 mm	23 x 2,0 mm	23 x 1,0 mm	33 x 2,0 mm	Organic Fibre Decor 2800 x 2050 x 3,2 mm	Organic Fibre Decor 2800 x 1850 x 3,2 mm Matt	Organic Fibre printed/laquered 2800 x 2050 x 4 mm matt
			•																					
			•					•	○	○	○	○	•	○	○	○	○	○	•		•*)	▷		
								•	○	○	•	○	•	○	•	○	•	○	•	•	•	▷	•	
								•	○	○	▷	•							•			▷	•	
								•	○	○	▷	•							•			▷	•	
			•																					
			•																					
			•																					
			•																					
			•																					
			•																					
			•																					
			•																					
			•																					
			•																					
◆																								
								•	○	○	○	○	•	○	○	○	○	○	•			▷		

High Pressure Laminate	Compact Interior with black core
------------------------	----------------------------------

Position A - F	Position R - X	Decor N°	Name	Max Worktop	Max Window Sill	Star Favorit	Price Group Star Favorit	Exterior, Universal, Authentic	Type of Decor	Surface Finish	2140 x 1060 x 1,0	2800 x 1300 x 1,0	4100 x 1300 x 0,8 Postforming	Alumax 42 Sizes acc. to delivery prog.	2140 x 1060 x 2,0 - 20,0 mm	2800 x 1300 x 2,0 - 20,0 mm	4100 x 1300 x 2,0 - 20,0 mm	4100 x 1850 x 2,0 - 20,0 mm	2800 x 1850 x 2,0 - 15,0 mm	Alucompact 06 Sizes acc. to delivery prog.	Alucompact 42 Sizes acc. to delivery prog.	Compact Interior Plus surface IP	Compactforming Elements 6, 8, 10, 13 mm	Max Resistance surface RE 4100 x 1850 mm
C23	X27	0544	Austrian Walnut 3			□	35		H	FH	•	•	•	◆	◆	◆	◆	◆	◆	◆	◆	◆	◆	◆
E34	V41	0548	Green Classic	□					M	FK		•	•											
A30	R37	0570	Textile Grey			□	50		M	FH		•	•	◆		◆	◆	◆	◆	◆	◆	◆	◆	◆
B30	R38	0571	Textile Yellow			□	50		M	FH		•	•	◆		◆	◆	◆	◆	◆	◆	◆	◆	◆
C30	R39	0572	Textile Red			□	50		M	FH		•	•	◆		◆	◆	◆	◆	◆	◆	◆	◆	◆
D30	R40	0573	Textile Petrol			□	50		M	FH		•	•	◆		◆	◆	◆	◆	◆	◆	◆	◆	◆
C21	V27	0583	Superior Pear			□	50		H	SG	◆	•	•											
A21	V25	0584	Superior Pear Light			□	50		H	SG	◆	•	•											
C31	S39	0588	Twirl			□	55		M	FH		•	•	◆		◆	◆	◆	◆	◆	◆	◆	◆	◆
B21	V26	0589	Superior Pear Natural			□	50		H	SG	◆	•	•											
C10	U9	0591	Fir Green			□	50	■	U	FH	•	•	•	◆	◆	◆	◆	◆	◆	◆	◆	◆	◆	◆
E12	W11	0592	Kiwi Green			□	50	■	U	FH	•	•	•	◆	◆	◆				◆	◆	◆	◆	◆
A10	U7	0594	Lagoon			□	50		U	FH	•	•	•	◆	◆	◆				◆	◆		◆	◆
B9	T8	0595	Pacific			□	50		U	FH	•	•	•	◆	◆	◆				◆	◆		◆	◆
A9	T7	0596	Caribic			□	50		U	FH	•	•	•	◆	◆	◆				◆	◆		◆	◆
		0598	Black Green					■	U			◆		◆		◆				◆	◆	◆		
		0601	Sun Pear					■	H			◆		◆		◆				◆	◆	◆		
F14	S18	0606	Arctic White			□	30		U	FH	•	•	•	◆	◆	◆	◆	◆	◆	◆	◆		◆	◆
F9	T12	0609	Haze Green			□	50	■	U	FH	•	•	•	◆	◆	◆				◆	◆	◆	◆	◆
		0609	Haze Green + Tango					■	S													◆		
A11	V7	0610	Light Green			□	50		U	FH	•	•	•	◆	◆	◆				◆	◆		◆	◆
A40	U43	0610	Light Green + Astro						D	FH		•	◆			◆	◆							
D12	W10	0611	Pale Olive			□	30	■	U	FH	•	•	•	◆	◆	◆	◆	◆	◆	◆	◆	◆	◆	◆
C12	W9	0612	Olive			□	30	■	U	FH	•	•	•	◆	◆	◆				◆	◆	◆	◆	◆
D9	T10	0617	Petrol Green			□	30	■	U	FH	•	•	•	◆	◆	◆				◆	◆	◆	◆	◆
B12	W8	0619	May Green			□	30		U	FH	•	•	•	◆	◆	◆	◆	◆	◆	◆	◆	◆	◆	◆
D10	U10	0620	Greenish Grey			□	30	■	U	FH	•	•	•	◆	◆	◆	◆	◆	◆	◆	◆	◆	◆	◆
		0623	Green					■	U			◆		◆						◆	◆	◆		
		0623	Green + Ice					■	S													◆		
E3	T5	0624	Light Beige			□	30		U	FH	•	•	•	◆	◆	◆	◆	◆	◆	◆	◆		◆	◆
E4	U5	0627	Hygienic Beige			□	30	■	U	FH	•	•	•	◆	◆	◆	◆	◆	◆	◆	◆	◆	◆	◆
E10	U11	0630	Sea Green			□	30	■	U	FH	•	•	•	◆	◆	◆	◆	◆	◆	◆	◆	◆	◆	◆



High Pressure  
Laminate

Compact Interior with black core

Position A - F	Position R - X	Decor N°	Name	Max Worktop	Max Window Sill	Star Favorit	Price Group	Star Favorit	Exterior, Universal, Authentic	Type of Decor	Surface Finish	2140 x 1060 x 1,0	2800 x 1300 x 1,0	4100 x 1300 x 0,8 Postforming	Alumax 42 Sizes acc. to delivery prog.	2140 x 1060 x 2,0 - 20,0 mm	2800 x 1300 x 2,0 - 20,0 mm	4100 x 1300 x 2,0 - 20,0 mm	4100 x 1850 x 2,0 - 20,0 mm	2800 x 1850 x 2,0 - 15,0 mm	Alucompact 06 Sizes acc. to delivery prog.	Alucompact 42 Sizes acc. to delivery prog.	Compact Interior Plus surface IP	Compactforming Elements 6, 8, 10, 13 mm	Max Resistance surface RE 4100 x 1850 mm
C9	T9	0631	Turquoise			□	50		U	FH	•	•	•	◆	◆	◆	◆				◆	◆	◆		
D39	T46	0631	Turquoise + Glitter						D	FH		•	◆			◆	◆								
		0634	Beige					■	U			◆		◆		◆	◆				◆	◆	◆		
B1	R2	0635	Naples Yellow			□	50		U	FH	•	•	•	◆	◆	◆	◆				◆	◆		◆	
F1	R6	0641	Pastell Yellow			□	30		U	FH	•	•	•	◆	◆	◆	◆				◆	◆		◆	
C2	S3	0644	Sahara			□	30	□	U	FH	•	•	•	◆	◆	◆	◆				◆	◆		◆	
C13	R15	0645	Tobacco			□	30	■	U	FH	•	•	•	◆	◆	◆	◆				◆	◆	◆	◆	
		0647	Golden Yellow					■	U			◆		◆		◆	◆				◆	◆	◆		
A13	R13	0648	Dark Brown			□	50		U	FH	•	•	•	◆	◆	◆	◆	◆			◆	◆		◆	
A12	W7	0650	Lime			□	50		U	FH	•	•	•	◆	◆	◆	◆				◆	◆		◆	
F6	W6	0651	Cream			□	30	■	U	FH	•	•	•	◆	◆	◆	◆	◆			◆	◆	◆	◆	
E1	R5	0654	Jasmin			□	30	■	U	FH	•	•	•	◆	◆	◆	◆	◆			◆	◆	◆	◆	
B13	R14	0657	Sepia Brown			□	30	■	U	FH	•	•	•	◆	◆	◆	◆	◆			◆	◆	◆	◆	
D40	U46	0657	Sepia Brown + Glitter						D	FH		•	◆			◆	◆								
D1	R4	0659	Lotus Beige			□	50		U	FH	•	•	•	◆	◆	◆	◆				◆	◆		◆	
D5	V4	0661	Terracotta			□	30	■	U	FH	•	•	•	◆	◆	◆	◆	◆			◆	◆	◆	◆	
D11	V10	0662	Jade Green			□	50	■	U	FH	•	•	•	◆	◆	◆	◆	◆			◆	◆	◆	◆	
F11	V12	0663	Reseda Green			□	50	■	U	FH	•	•	•	◆	◆	◆	◆	◆			◆	◆	◆	◆	RE
D2	S4	0666	Light Caramel			□	30		U	FH	•	•	•	◆	◆	◆	◆	◆			◆	◆		◆	
A1	R1	0669	Brazil Yellow			□	50		U	FH	•	•	•	◆	◆	◆	◆				◆	◆		◆	
		0674	Mars Red					■	U			◆		◆		◆	◆				◆	◆	◆		
D4	U4	0675	Mandarine Red			□	50		U	FH	•	•	•	◆	◆	◆	◆				◆	◆		◆	
C6	W3	0680	Wine Red			□	50	■	U	FH	•	•	•	◆	◆	◆	◆	◆			◆	◆	◆	◆	
F40	U48	0680	Wine Red + Esprit						D	FK		•	◆												
E54	W23	0681	Paintable White MDF			□	20		U	MT															
		0681	Paintable White MDF			□	20		U	MR															
		0681	Paintable White Span			☒	20		U	MT															
		0681	Paintable White Span			□	20		U	MR															
B3	T2	0682	Orange			□	50		U	FH	•	•	•	◆	◆	◆	◆				◆	◆		◆	
E2	S5	0687	Maize			□	50	■	U	FH	•	•	•	◆	◆	◆	◆	◆			◆	◆	◆	◆	
		0689	Dark Red					■	U			◆		◆							◆	◆	◆		
C5	V3	0691	Purple			□	50	■	U	FH	•	•	•	◆	◆	◆	◆	◆			◆	◆	◆	◆	

\*) available in 31 x 2 mm



High Pressure Laminate	Compact Interior with black core
------------------------	----------------------------------

Position A - F	Position R - X	Decor N°	Name	Max Worktop	Max Window Sill	Star Favorit	Price Group	Star Favorit	Exterior, Universal, Authentic	Type of Decor	Surface Finish	2140 x 1060 x 1,0	2800 x 1300 x 1,0	4100 x 1300 x 0,8 Postforming	Alumax 42 Sizes acc. to delivery prog.	2140 x 1060 x 2,0 - 20,0 mm	2800 x 1300 x 2,0 - 20,0 mm	4100 x 1300 x 2,0 - 20,0 mm	4100 x 1850 x 2,0 - 20,0 mm	2800 x 1850 x 2,0 - 15,0 mm	Alucompact 06 Sizes acc. to delivery prog.	Alucompact 42 Sizes acc. to delivery prog.	Compact Interior Plus surface IP	Compactforming Elements 6, 8, 10, 13 mm	Max Resistance surface RE 4100 x 1850 mm
E5	V5	0692	Old Pink			□	50	■	U	FH	•	•	•	◆	◆	◆	◆	◆	◆	◆	◆	◆	◆	◆	
E7	R11	0693	Orchid			□	50	■	U	FH	•	•	•	◆	◆	◆					◆	◆	◆	◆	
C36	X39	0700	Granito Goya	□					M	FK		•	•												
C8	S9	0701	Marine Blue			□	50		U	FH	•	•	•	◆	◆	◆					◆	◆		◆	
A14	S13	0702	Night Blue			□	50	■	U	FH	•	•	•	◆	◆	◆	◆	◆	◆	◆	◆	◆	◆	◆	◆
E9	T11	0703	Dove Blue			□	30	■	U	FH	•	•	•	◆	◆	◆	◆	◆	◆	◆	◆	◆	◆	◆	◆
E8	S11	0706	Ice Blue			□	50	■	U	FH	•	•	•	◆	◆	◆	◆	◆	◆	◆	◆	◆	◆	◆	◆
F7	R12	0708	Glacier Blue			□	30		U	FH	•	•	•	◆	◆	◆	◆	◆	◆	◆	◆	◆		◆	
D8	S10	0712	Steel Blue			□	50	■	U	FH	•	•	•	◆	◆	◆	◆	◆	◆	◆	◆	◆	◆	◆	◆
		0712	Steelblue + Ice					■	S														◆		
B8	S8	0717	Atlantic			□	50	■	U	FH	•	•	•	◆	◆	◆	◆	◆	◆	◆	◆	◆	◆	◆	◆
A8	S7	0718	Arctic			□	50		U	FH	•	•	•	◆	◆	◆	◆	◆	◆	◆	◆	◆		◆	
E31	S41	0720	Natural Savanna			□	35		M	SU		•	◆												
		0725	Yellowish Green					■	U	FH		•		◆		◆					◆	◆	◆		
D31	S40	0726	Grey Savanna			□	35		M	SU		•	◆												
F31	S42	0727	Brown Savanna			□	35		M	FH		•	•	◆		◆	◆				◆	◆		◆	
A5	V1	0729	Salmon			□	50		U	FH	•	•	•	◆	◆	◆					◆	◆		◆	
F16	U18	0730	Ashgrey			□	30		U	FH	•	•	•	◆	◆	◆					◆	◆		◆	
E13	R17	0733	Hygienic White		☞	□	30	■	U	FH	•	•	•	◆	◆	◆	◆	◆	◆	◆	◆	◆	◆	◆	◆
C50	R21	0733	Hygienic White			□	50		U	SG		•													
B2	S2	0736	Saffron			□	50	■	U	FH	•	•	•	◆	◆	◆	◆	◆	◆	◆	◆	◆	◆	◆	◆
		0736	Saffron + Ice					■	S														◆		
E15	T17	0741	Birch Grey	□		☞	30	■	U	FH	•	•	•	◆	◆	◆	◆	◆	◆	◆	◆	◆	◆	◆	RE
A51	S19	0741	Birch Grey			□	50		U	SG		•													
		0741	Birch Grey + Tango					■	S														◆		
F15	T18	0742	Pebble Grey		☞	□	30	■	U	FH	•	•	•	◆	◆	◆	◆	◆	◆	◆	◆	◆	◆	◆	◆
B39	T44	0742	Pebble Grey + Astro						D	FK		•	◆												
E14	S17	0743	Light Stone Grey			□	30		U	FH	•	•	•	◆	◆	◆					◆	◆		◆	
C29	X33	0743	Light Stone Grey			□	30		U	RM		•													
E40	U47	0743	Light Stone Grey + Linos						D	FH		•				◆	◆								
C14	S15	0746	Hygienic Grey			□	30	□	U	FH	•	•	•	◆	◆	◆					◆	◆		◆	
C15	T15	0747	Medium Grey			□	50	■	U	FH	•	•	•	◆	◆	◆	◆	◆	◆	◆	◆	◆	◆	◆	◆





High Pressure Laminate	Compact Interior with black core
------------------------	----------------------------------

Position A - F	Position R - X	Decor N°	Name	Max Worktop	Max Window Sill	Star Favorit	Price Group	Star Favorit	Exterior, Universal, Authentic	Type of Decor	Surface Finish	2140 x 1060 x 1,0	2800 x 1300 x 1,0	4100 x 1300 x 0,8 Postforming	Alumax 42 Sizes acc. to delivery prog.	2140 x 1060 x 2,0 - 20,0 mm	2800 x 1300 x 2,0 - 20,0 mm	4100 x 1300 x 2,0 - 20,0 mm	4100 x 1850 x 2,0 - 20,0 mm	2800 x 1850 x 2,0 - 15,0 mm	Alucompact 06 Sizes acc. to delivery prog.	Alucompact 42 Sizes acc. to delivery prog.	Compact Interior Plus surface IP	Compactforming Elements 6, 8, 10, 13 mm	Max Resistance surface RE 4100 x 1850 mm	
E16	U17	0753	Cool Grey Medium			□	50		U	FH	•	•	•	◆	◆	◆	◆				◆	◆	◆			
B15	T14	0755	Warm Grey Dark			□	50		U	FH	•	•	•	◆	◆	◆	◆	◆			◆	◆	◆	◆		
D15	T16	0756	Warm Grey Medium			□	50		U	FH	•	•	•	◆	◆	◆					◆	◆	◆	◆		
A16	U13	0759	Graphite Black			□	50		U	FH	•	•	•	◆	◆	◆					◆	◆	◆	◆		
C16	U15	0761	Neutral Grey Dark			□	50		U	FH	•	•	•	◆	◆	◆					◆	◆	◆	◆		
B14	S14	0762	Neutral Grey Medium			□	50		U	FH	•	•	•	◆	◆	◆	◆	◆			◆	◆	◆	◆		
		0771	Alabaster			□			U	FH																
		0772	Mother of Pearl			□			U	FH																
		0773	Clay			□			U	FH																
		0774	Fog Grey			□			U	FH																
		0775	Aluminium Grey			□			U	FH																
		0776	Concrete Grey			□			U			◆		◆		◆					◆	◆	◆			
F30	R42	0788	Fineline Clay			□	55		M	FH		•	•	◆		◆	◆				◆	◆		◆		
E30	R41	0789	Fineline Natural			□	55		M	FH		•	•	◆		◆	◆				◆	◆		◆		
		0792	Patina Grey Brown			□			M			◆		◆		◆					◆	◆	◆			
B32	T38	0793	Patina Tin	□					M	FH		•	•	◆		◆	◆				◆	◆	◆	◆		
A32	T37	0794	Patina Bronze	□					M	FH		•	•	◆		◆	◆				◆	◆	◆	◆		
		0795	Dark Merit						M			◆		◆		◆					◆	◆	◆			
		0796	Art-Strands-Natural						H			◆		◆		◆					◆	◆	◆			
		0797	Walnut Tirano						H			◆		◆		◆					◆	◆	◆			
		0798	Tambora						M			◆		◆		◆					◆	◆	◆			
		0801	Fir Platin						H			◆		◆		◆					◆	◆	◆			
		0803	Tyrol Pine						H			◆		◆		◆					◆	◆	◆			
D23	X28	0822	Ancona Walnut			□	35		H	PO		•	•	•	◆	◆	◆				◆	◆		◆		
F23	X30	0823	Como Walnut			□	35		H	SM		•	•	•	◆											
		0825	Java Pebble						M			◆		◆		◆					◆	◆	◆			
		0826	Java Sand						M			◆		◆		◆					◆	◆	◆			
		0827	Java Azure						M			◆		◆		◆					◆	◆	◆			
F5	V6	0851	Winter White			□	30		U	FH		•	•	•	◆	◆	◆	◆	◆		◆	◆	◆	◆	◆	RE
B50	R20	0851	Winter White			□	50		U	SG			•													
E25	S35	0866	Dark Elm Montezuma			□	35		H	FH		•	•	•	◆	◆	◆				◆	◆		◆		
D25	S34	0867	Light Elm Montezuma			□	35		H	FH		•	•	•	◆	◆	◆				◆	◆		◆		

\*) available in 31 x 2 mm

Exterior	Window Sill				Worktop	Star Favorit													Stable Edges			Organic Fibre								
	Types					Star Favorit Superfront, structure 0,5; 1,0	2820 x 2070 mm													Stable Edges			Organic Fibre							
	Classic 40 mm		Massive 80 mm				2800 x 2050 mm																							
Lap siding panel 4100 x 250 x 6 mm					4100 x 600 or 4100 x 900 x 39 mm																									
one sided 4100 x 150,200,250,300,350,400																														
two sided 4100 x 505																														
two sided 4100 x 805																														
one sided 4100 x 150,200,250,300,350,400																														
two sided 4100 x 505,805																														
					4100 x 600 or 4100 x 900 x 39 mm																									
					2790 x 1840 x 19 mm																									
					Star Favorit Superfront, structure 0,5; 1,0																									
					10, 12, 16, 22, 25, 30 mm																									
					19 mm																									
					8 mm																									
					10 mm																									
					12 mm																									
					16 mm																									
					18 mm																									
					19 mm																									
					22 mm																									
					25 mm																									
					28 mm																									
					30 mm																									
					38 mm																									
					23 x 2,0 mm																									
					23 x 1,0 mm																									
					33 x 2,0 mm																									
					Organic Fibre Decor 2800 x 2050 x 3,2 mm																									
					Organic Fibre Decor 2800 x 1850 x 3,2 mm Matt																									
					Organic Fibre printed/laquered 2800 x 2050 x 4 mm matt																									

Typesetting and printing errors reserved!

High Pressure Laminate	Compact Interior with black core
------------------------	----------------------------------

Position A - F	Position R - X	Decor N°	Name	Max Worktop	Max Window Sill	Star Favorit	Price Group Star Favorit	Exterior, Universal, Authentic	Type of Decor	Surface Finish	2140 x 1060 x 1,0	2800 x 1300 x 1,0	4100 x 1300 x 0,8 Postforming	Alumax 42 Sizes acc. to delivery prog.	2140 x 1060 x 2,0 - 20,0 mm	2800 x 1300 x 2,0 - 20,0 mm	4100 x 1300 x 2,0 - 20,0 mm	4100 x 1850 x 2,0 - 20,0 mm	2800 x 1850 x 2,0 - 15,0 mm	Alucompact 06 Sizes acc. to delivery prog.	Alucompact 42 Sizes acc. to delivery prog.	Compact Interior Plus surface IP	Compactforming Elements 6, 8, 10, 13 mm	Max Resistance surface RE 4100 x 1850 mm	
C25	S33	0877	Light Sawcut Oak			□	35		H	SU	•	•	◆												
		0877	Light Sawcut Oak						H	FH	◆	◆		◆	◆	◆	◆	◆	◆	◆	◆	◆	◆	◆	◆
B25	S32	0878	Brown Sawcut Oak			□	35		H	SU	•	•	◆												
E19	T29	0880	Brown King Tree			□	35		H	FH	•	•	•	◆	◆	◆	◆			◆	◆		◆	◆	◆
D19	T28	0881	Grey King Tree			□	35		H	FH	•	•	•	◆	◆	◆	◆			◆	◆		◆	◆	◆
E18	S29	0882	Eidsberg Maple			□	35		H	PO	•	•	•	◆	◆	◆	◆			◆	◆		◆	◆	◆
		0890	Balcony White ***)						U																
		0891	Balancer Max Art/ID						A	FH	◆	•	◆**)												
F22	W30	0895	Tolima Ash			□	35		H	RM	•	•													
		0895	Tolima Ash			□	35		H	FH	◆	◆	•		◆	◆	◆			◆	◆		◆	◆	◆
B23	X26	0905	Cheyenne Walnut	□	□	□	35		H	FH	•	•	•	◆	◆	◆	◆	◆	◆	◆	◆		◆	◆	◆
D28	V34	0920	Natural Silver Fir			□	35		H	SU	•	•	◆												
E28	V35	0921	Brown Silver Fir			□	35		H	SU	•	•	◆												
E27	U35	0933	Natural Solana			□	35		H	SU	•	•	◆												
		0933	Natural Solana						H	FH	◆	◆		◆	◆	◆	◆	◆	◆	◆	◆	◆	◆	◆	◆
D27	U34	0934	White Solana			□	35		H	FH	•	•	•	◆	◆	◆	◆			◆	◆		◆	◆	◆
A20	U25	0945	Light Richmond Cherry			□	35		H	PO	•	•	•	◆	◆	◆	◆			◆	◆		◆	◆	◆
C20	U27	0946	Natural Richmond Cherry			□	35		H	FH	•	•	•	◆	◆	◆	◆			◆	◆		◆	◆	◆
A25	S31	0950	Blackbrook Oak			□	35		H	FH	•	•	•	◆	◆	◆	◆			◆	◆		◆	◆	◆
B26	T32	0951	Oak Ventura			□	35		H	PO	•	•	•	◆	◆	◆	◆			◆	◆		◆	◆	◆
A26	T31	0952	Oak Ventura Grey			□	35		H	PO	•	•	•	◆	◆	◆	◆			◆	◆		◆	◆	◆
A27	U31	0973	Natural Camon			□	35		H	SU	•	•	◆												
B27	U32	0974	Beige Camon			□	35		H	FH	•	•	•	◆	◆	◆	◆	◆	◆	◆	◆	◆	◆	◆	◆
C55	X21	1203	Grey			⊗	25		U	SF															
		1260	Parakan Teak					■	H		◆	◆		◆	◆	◆	◆			◆	◆		◆	◆	◆
F33	U42	1300	Aluminium	□	□	□	50		M	FH	•	•	◆		◆	◆	◆	◆	◆	◆	◆		◆	◆	◆
B22	W26	1375	Olive Tree			□	35		H	FH	•	•	•	◆	◆	◆	◆			◆	◆		◆	◆	◆
C52	T21	1375	Olive Tree			□	35		H	SG	◆	•	•												
F19	T30	1398	Plum Tree			□	35		H	FH	•	•	•	◆	◆	◆	◆			◆	◆		◆	◆	◆
E52	T23	1398	Plum Tree			□	35		H	SG	◆	•	•												
C26	T33	1402	Bleached Oak			□	35		H	PO	•	•	•	◆	◆	◆	◆			◆	◆		◆	◆	◆
C19	T27	1471	Natural Cherry			□	35		H	SM	•	•	•	◆											

\*\*\*) Note! Thickness 1,0 mm. Non postformable.

\*\*\*) Note! For inner sides only.

Exterior	Window Sill		Worktop	Star Favorit														Stable Edges			Organic Fibre			
	Types			2800 x 2050 mm	2820 x 2070 mm												Stable Edges			Organic Fibre				
	Classic 40 mm	Massive 80 mm																						
Lap siding panel 4100 x 250 x 6 mm	one sided 4100 x 150,200,250,300,350,400	two sided 4100 x 505	4100 x 600 or 4100 x 900 x 39 mm	2790 x 1840 x 19 mm	Star Favorit Superfront, structure 0,5; 1,0	10, 12, 16, 22, 25, 30 mm	19 mm	8 mm	10 mm	12 mm	16 mm	18 mm	19 mm	22 mm	25 mm	28 mm	30 mm	38 mm	23 x 2,0 mm	23 x 1,0 mm	33 x 2,0 mm	Organic Fibre Decor 2800 x 2050 x 3,2 mm	Organic Fibre Decor 2800 x 1850 x 3,2 mm Matt	Organic Fibre printed/laquered 2800 x 2050 x 4 mm matt
					►			○	○	○	○	○	●	○	○	○	○	○	●			▲		
					►			○	○	○	○	○	●	○	○	○	○	○	●			▲		
					►			○	○	○	○	○	●	○	○	○	○	○	●			►		
					►			○	○	○	○	○	●	○	○	○	○	○	●			►		
					►			○	○	○	○	○	●	○	○	○	○	○	●			►		
					►			○	○	○	○	○	●	○	○	○	○	○	●			►		
					►			○	○	○	○	○	●	○	○	○	○	○	●			►		
					►			○	○	○	○	○	●	○	○	○	○	○	●			►		
					►			○	○	○	○	○	●	○	○	○	○	○	●			►		
					►			○	○	○	○	○	●	○	○	○	○	○	●			►		
					►			○	○	○	○	○	●	○	○	○	○	○	●			►		
					►			○	○	○	○	○	●	○	○	○	○	○	●			►		
					►			○	○	○	○	○	●	○	○	○	○	○	●			►		
					►			○	○	○	○	○	●	○	○	○	○	○	●			►		
					►			○	○	○	○	○	●	○	○	○	○	○	●			►		
					►			○	○	○	○	○	●	○	○	○	○	○	●			►		
					►			○	○	○	○	○	●	○	○	○	○	○	●			►		
					►			○	○	○	○	○	●	○	○	○	○	○	●			►		
					►			○	○	○	○	○	●	○	○	○	○	○	●			►		
					►			○	○	○	○	○	●	○	○	○	○	○	●			►		
					►			○	○	○	○	○	●	○	○	○	○	○	●			►		
					►			○	○	○	○	○	●	○	○	○	○	○	●			►		
					►			○	○	○	○	○	●	○	○	○	○	○	●			►		

Typesetting and printing errors reserved!

										High Pressure Laminate				Compact Interior with black core													
Position A - F	Position R - X	Decor N°	Name	Max Worktop	Max Window Sill	Star Favorit	Price Group	Star Favorit	Exterior, Universal, Authentic	Type of Decor	Surface Finish	2140 x 1060 x 1,0	2800 x 1300 x 1,0	4100 x 1300 x 0,8 Postforming	Alumax 42 Sizes acc. to delivery prog.	2140 x 1060 x 2,0 - 20,0 mm	2800 x 1300 x 2,0 - 20,0 mm	4100 x 1300 x 2,0 - 20,0 mm	4100 x 1850 x 2,0 - 20,0 mm	2800 x 1850 x 2,0 - 15,0 mm	Alucompact 06 Sizes acc. to delivery prog.	Alucompact 42 Sizes acc. to delivery prog.	Compact Interior Plus surface IP	Compactforming Elements 6, 8, 10, 13 mm	Max Resistance surface RE 4100 x 1850 mm		
D52	W25	1473	Macassar			□	35		H	SG	▶	•	•														
A19	T25	1490	Cherry-Birch			□	50		H	FH	•	•	•	◆	◆	◆					◆	◆		◆			
F54	W24	1630	Expo-Star			▭	15		U	FH																	
E21	V29	2715	Natural Apple Tree			□	35		H	RM		•															
		2715	Natural Apple Tree	□		□	35		H	FH	▶	▶	•		◆	◆	◆	◆	◆	◆	◆	◆		◆			
		3003	Rubinus Red					■	U			◆		◆		◆					◆	◆	◆				
		3007	Black Red					■	U			◆		◆		◆					◆	◆	◆				
E22	W29	7373	Butcher Block	□					H	FH	•	•	•	◆		◆	◆				◆	◆		◆			
		AUTB	Authentic Bruno					■	C																		
		AUTC	Authentic Carbone					■	C																		
		AUTN	Authentic Natura					■	C																		
		AUTO	Authentic Odra					■	C																		
		AUTR	Authentic Rosso					■	C																		
		GV	Balancer without decor								◆	◆	◆														
D47	V52	M001	Natural Alu			□	60		E			•	◆**)														
C47	V51	M002	Alu Topmatt			□	65		E			•	◆**)														
F47	V54	M003	Alu Stainless Steel Nuance			□	65		E			•	◆**)														
F48	W54	M004	Alu Bronze			□	65		E			•	◆**)														
E47	V53	M005	Alu Champagne			□	65		E			•	◆**)														
D48	W52	M008	Inlay Aluminium Square						E																		
C48	W51	M009	Inlay Alu Circle						E																		
C49	X51	M010	Brushed Alu/horizontal chamfer						E																		
D49	X52	M011	Brushed Alu/vertical chamfer						E																		
B48	W50	M012	Aluminium Natural Mirror						E																		
A48	W49	M013	Aluminium Dimmed Mirror						E																		
B49	X50	M021	Copper Plain Nugget ***)						E																		
E48	W53	M029	Alu Champagne Tube						E																		
F49	X54	M030	Alu Bronze Groove						E																		
E49	X53	M031	Alu Groove						E																		
A49	X49	M082	Magnetic White						E																		
		MDEK	Black (Compact without Decor *)												◆	◆	◆	◆	◆	◆	◆	◆		◆			
F43	R54	P933	Coat						A	MT	◆	•	◆**)		◆	◆											

\*) Note! Non decorative.

\*\*) Note! Thickness 1,0 mm. Non postformable.

\*\*\*) Note! Handmade decor. Colour differences are possible.

Exterior	Window Sill		Worktop	Star Favorit														Stable Edges	Organic Fibre								
	Types			2800 x 2050 mm	2820 x 2070 mm											23 x 2,0 mm	23 x 1,0 mm		33 x 2,0 mm	Organic Fibre Decor 2800 x 2050 x 3,2 mm	Organic Fibre Decor 2800 x 1850 x 3,2 mm Matt	Organic Fibre printed/laquered 2800 x 2050 x 4 mm matt					
	Classic 40 mm	Massive 80 mm			8 mm	10 mm	12 mm	16 mm	18 mm	19 mm	22 mm	25 mm	28 mm	30 mm	38 mm												
Lap siding panel 4100 x 250 x 6 mm	one sided 4100 x 150,200,250,300,350,400	two sided 4100 x 505	4100 x 600 or 4100 x 900 x 39 mm	Star Favorit Superfront, structure 0,5; 1,0	10, 12, 16, 22, 25, 30 mm	19 mm	8 mm	10 mm	12 mm	16 mm	18 mm	19 mm	22 mm	25 mm	28 mm	30 mm	38 mm	23 x 2,0 mm	23 x 1,0 mm	33 x 2,0 mm	Organic Fibre Decor 2800 x 2050 x 3,2 mm	Organic Fibre Decor 2800 x 1850 x 3,2 mm Matt	Organic Fibre printed/laquered 2800 x 2050 x 4 mm matt				
				▶	▶	•	○	○	○	○	○	○	○	○	○	○	○	•	•	•	▶						
				▶			•	○	○	•	○	•	○	•	○	•	○	•85	•85	•85	▶		•112				
			•	▶			○	○	○	○	○	•	○	○	○	○	○	•			▶						
◆																											
◆																											
			•																								
◆																											
◆																											
◆																											
◆																											
							•	two sided or with backside white; joint at 1230/610											•								
								one sided with backside white; joint at 1230/610											•								
								two sided or with backside white; joint at 1230/610											•								
								two sided or with backside white; joint at 1230/610											•								
								two sided or with backside white; joint at 1230/610											•								

High Pressure Laminate	Compact Interior with black core
------------------------	----------------------------------

Position A - F	Position R - X	Decor N°	Name	Max Worktop	Max Window Sill	Star Favorit	Price Group Star Favorit	Exterior, Universal, Authentic	Type of Decor	Surface Finish	2140 x 1060 x 1,0	2800 x 1300 x 1,0	4100 x 1300 x 0,8 Postforming	Alumax 42 Sizes acc. to delivery prog.	2140 x 1060 x 2,0 - 20,0 mm	2800 x 1300 x 2,0 - 20,0 mm	4100 x 1300 x 2,0 - 20,0 mm	4100 x 1850 x 2,0 - 20,0 mm	2800 x 1850 x 2,0 - 15,0 mm	Alucompact 06 Sizes acc. to delivery prog.	Alucompact 42 Sizes acc. to delivery prog.	Compact Interior Plus surface IP	Compactforming Elements 6, 8, 10, 13 mm	Max Resistance surface RE 4100 x 1850 mm
B43	R50	P934	Nature						A	FH	◆	●	◆**)		◆	◆	◆							
		P938	Dew					■	A		◆	●	◆**)		◆	◆	◆							
		P939	Graffiti					■	A		◆	●	◆**)		◆	◆	◆							
		P940	Linear Variations					■	A		◆	●	◆**)		◆	◆	◆							
		P941	Boughs					■	A		◆	●	◆**)		◆	◆	◆							
A43	R49	P952	Culms						A	FH	◆	●	◆**)		◆	◆	◆							
C46	U51	P954	Pepita						A	FH	◆	●	◆**)		◆	◆	◆							
B45	T50	P955	Stars						A	FH	◆	●	◆**)		◆	◆	◆							
E43	R53	P956	Wet Leaves						A	FH	◆	●	◆**)		◆	◆	◆							
F44	S54	P957	Plastide Yellow						A	FH	◆	●	◆**)		◆	◆	◆							
D46	U52	P960	Ornament1						A	FH	◆	●	◆**)		◆	◆	◆							
D45	T52	P961	Jasmine						A	MT	◆	●	◆**)		◆	◆								
E45	T53	P962	Drop						A	SG	◆	●	◆**)											
D44	S52	P963	Roses						A	FH	◆	●	◆**)		◆	◆	◆							
C44	S51	P964	Crayon						A	MT	◆	●	◆**)		◆	◆								
C45	T51	P965	Chili						A	FH	◆	●	◆**)		◆	◆	◆							
B46	U50	P966	Bark						A	FH	◆	●	◆**)		◆	◆	◆							
A45	T49	P967	Moire						A	FH	◆	●	◆**)		◆	◆	◆							
B44	S50	P968	Swim Crosswise						A	SG	◆	●	◆**)											
A44	S49	P969	Fleurcroch						A	FH	◆	●	◆**)		◆	◆	◆							
D43	R52	P970	Reed						A	FH	◆	●	◆**)		◆	◆	◆							
A46	U49	P971	Pastatufo						A	FH	◆	●	◆**)		◆	◆	◆							
C43	R51	P972	Tann Lenghtwise						A	FH	◆	●	◆**)		◆	◆	◆							
F46	U54	P973	Grafix						A	FH	◆	●	◆**)		◆	◆	◆							
E44	S53	P974	Greenery						A	FH	◆	●	◆**)		◆	◆	◆							
E46	U53	P975	Lines Lenghtwise						A	FH	◆	●	◆**)		◆	◆	◆							
F45	T54	P976	Blue Glass						A	SG	◆	●	◆**)											

\*\*\*) Note! Thickness 1,0 mm. Non postformable.














## Max Exterior NG (Gloss)/NM (Matt) Stock Programme

Decor N°	Name	Format
0085	White	2800 x 1850 x 8,0 mm
0070	Carbon Grey	2800 x 1850 x 8,0 mm

## Max Compact Interior SG/MT with black core Stock Programme

Decor N°	Name	Format	Format
0085	White	2800 x 1850 x 8,0 mm	2800 x 1850 x 13,0 mm
0074	Pastell Grey	2800 x 1850 x 8,0 mm	2800 x 1850 x 13,0 mm

## Legend

- |   |                                  |   |  |
|---|----------------------------------|---|--|
|  | = Star Favorit                   |  | = available from stock   |
|  | = Star Favorit (Extend Programm) |  | = without limit on quantity with delivery period of 10 days from works                   |
|  | = Max Worktop                    |  | = available without limit on quantity as special production (delivery period on request) |
|  | = Max Window Still               |  | = available on request   |
|  | = Max Universal                  |  | = delivery period 15 working days from works   |
|  | = Max Exterior                   |   |  |
|  | = Authentic                      |   |  |

### Type of decor

- C = Authentic  
 D = Dualis  
 E = Metallic  
 H = Woodgrain Decors  
 M = Fancy Decors  
 U = Plain Colours  
 S = Specials  
 A = Max Art

### Surface finish

- BR = Brilliant  
 FH = Fine Hammer Embossed  
 FK = Fine Grain  
 MR = Maserrelief  
 MT = Matt  
 PO = Woodgrain Pores  
 RM = Royal Matt  
 SF = Soft Finish  
 SG = Mirror Gloss (Backside SF = Soft Finish)  
 SM = Silk Matt  
 SU = Structura

## NCS-Codes

Decor N°	Name	Nearest NCS-Code
0015	Cognac	NCS S 3050-Y30R
0016	Choko	NCS S 6030-Y50R
0025	Red Coral	S 0560-Y80R
0050	Spring	NCS S 1060-G10Y
0051	Pink	NCS S 2060-R10B
0052	Tender Violet	NCS S 3020-R60B
0053	Lilac	NCS S 6020-R70B
0054	Cassis	NCS S 7020-R20B
0059	Dark Green	S 5020-G
0065	Ivory	S 0510-Y20R
0066	Sand	S 1505-Y20R
0067	Red	S 1580-Y90R
0068	Superior Yellow	S 0530-Y10R
0073	Pale Ivory	S 0505-G90Y
0074	Pastell Grey	S 2500-N
0075	Dark Grey	S 5000-N
0077	Charcoal + Esprit	S 7005-R50B
0080	Black	S 9000-N
0085	White	S 0502-G50Y
0086	Industry White	S 0502-G
0094	Grass Green	S 3050-G
0095	Papaya	S 0560-Y40R
0112	Top White	S 0502-G50Y
0210	Intensive Red	S 0580-Y90R
0212	Sun Yellow	S 1070-Y10R
0230	Orange Yellow	S 1060-Y40R
0236	Whitish Green	S 1015-G
0237	Gentian Blue	S 5040-R80B
0250	Indian Red	S 6030-R
0274	Pistacchio	S 1515-G40Y
0279	Pastell Blue	S 0510-B10G
0280	Safari	S 1010-Y40R
0315	Wheat	S 1015-Y30R
0318	Ruby Red	S 4050-R
0319	Cappuccino	S 3010-Y60R
0591	Fir Green	S 7020-B90G
0592	Kiwi Green	S 1015-G40Y
0594	Lagoon	S 1040-G
0595	Pacific	S 3050-B20G
0596	Caribic	S 1040-B30G
0598	Black Green	S 8010-G10Y
0606	Arctic White	S 0502-R50B
0609	Haze Green	S 1005-B80G
0610	Light Green	S 1030-G30Y
0611	Pale Olive	S 2010-G90Y
0612	Olive	S 5020-G70Y
0617	Petrol Green	S 6020-B30G
0619	May Green	S 3050-G20Y
0620	Greenish Grey	S 4010-B50G
0623	Green	S 4040-G10Y
0624	Light Beige	S 1505-Y30R
0627	Hygienic Beige	S 2010-Y40R
0630	Sea Green	S 2010-B70G
0631	Turquoise	S 6020-B10G
0634	Beige	S 3010-Y20R
0635	Naples Yellow	S 0560-Y
0641	Pastell Yellow	S 0510-Y

Decor N°	Name	Nearest NCS-Code
0644	Sahara	S 3030-Y20R
0645	Tobacco	S 4020-Y30R
0647	Golden Yellow	S 1050-Y10R
0648	Dark Brown	S 8005-Y80R
0650	Lime	S 0530-G50Y
0651	Cream	S 0907-Y50R
0654	Jasmin	S 1515-Y20R
0657	Sepia Brown	S 8010-Y50R
0659	Lotus Beige	S 2010-Y10R
0661	Terracotta	S 4040-Y80R
0662	Jade Green	S 4010-G30Y
0663	Reseda Green	S 1510-G20Y
0666	Light Caramel	S 2020-Y30R
0669	Brazil Yellow	S 0540-G90Y
0674	Mars Red	S 1580-Y90R
0675	Mandarine Red	S 3560-Y80R
0680	Wine Red	S 5040-R10B
0681	Paintable White MDF	S 0603-G40Y
0682	Orange	S 0570-Y60R
0687	Maize	S 0520-Y20R
0689	Dark Red	S 2570-Y80R
0691	Purple	S 4550-Y90R
0692	Old Pink	S 4020-Y60R
0693	Orchid	S 2010-Y80R
0701	Marine Blue	S 5540-R90B
0702	Night Blue	S 8010-R70B
0703	Dove Blue	S 3020-B10G
0706	Glacier Blue	S 2010-B
0708	Ice Blue	S 1005-B
0712	Steel Blue	S 4030-B
0717	Atlantic	S 2060-R90B
0718	Arctic	S 1030-R90B
0729	Salmon	S 1050-R
0730	Ashgrey	S 2002-B
0733	Hygienic White	S 0804-Y30R
0736	Saffron	S 1050-Y20R
0741	Birch Grey	S 2002-G50Y
0742	Pebble Grey	S 1002-Y
0743	Light Stone Grey	S 1502-Y
0746	Hygienic Grey	S 3000-N
0747	Medium Grey	S 4502-Y
0753	Cool Grey Medium	S 3502-B
0755	Warm Grey Dark	S 6502-Y
0756	Warm Grey Medium	S 3502-Y
0759	Graphite Black	S 8502-B
0761	Neutral Grey Dark	S 6000-N
0762	Neutral Grey Medium	S 4000-N
0771	Alabaster	S 0500-N
0772	Mother of Pearl	S 0804-Y10R
0773	Clay	S 2010-Y40R
0774	Fog Grey	S 1502-Y
0775	Aluminium Grey	S 2500-N
0776	Concrete Grey	S 4005-B20G
0851	Winter White	S 0505-Y30R
1203	Grey	S 2000-N
1630	Expo-Star	S 0500-N

# Max Dualis

Max Dualis overlays may be used with virtually all plain colour decors, for you to combine a plain colour decor with the matching Dualis decor. Exceptions to be noted:

Astro	Esprit	Glitter		Linos	Snake
0016	0065	0025	0630		
0053	0066	0050	0635		
0054	0068	0052	0641		
0077	0073	0065	0644		
0080	0085	0066	0650		
0591	0086	0068	0651		
0631	0212	0073	0654		
0648	0236	0074	0659		
0702	0274	0085	0662		
0759	0279	0086	0663		
	0280	0094	0666		
	0315	0095	0669		
	0592	0212	0682		
	0606	0230	0687		
	0609	0236	0692		
	0624	0274	0693		
	0635	0279	0703		
	0641	0280	0706		
	0650	0315	0718		
	0651	0319	0730		
	0669	0592	0733		
	0687	0594	0736		
	0706	0596	0741		
	0708	0606	0742		
	0733	0609	0743		
	0742	0610	0746		
	0743	0611	0747		
	0851	0619	0753		
		0620	0756		
		0624	0762		
		0627	0851		

Apart from the above specified decors, all plain colours can be combined with the overlays specified.

## Max Worktops

Decor N°/Name		Type of Decor	Surface Finish
0085	White	U	FH
0107	Beech I	H	PO
0139	Grey Marble	M	FK
0141	Classico	M	FH
0321	Stone Arctica	M	FK
0324	Iberia	M	FK
0344	Riverside	M	SG
0345	Riverside Grey	M	SG
0353	Evia	M	FH
0374	Jett Graphite	M	FH
0379	Black Marble	M	FH
0400	Bianco Carnico	M	SG
0407	Darkgrey Granite	M	SG
0425	Marmor Leonara	M	FH
0434	Fiocco	M	FK
0439	Ravenna	M	FH
0446	Calypso Grey	M	FH
0456	Alcora	M	SG
0465	Carat	M	FH
0476	Borneo Beige	M	SG
0488	Plaza Green	M	FK
0489	Plaza Grey	M	FK
0490	Sardo Quartz	M	FK
0491	Mandana Light	M	FH
0492	Mandana Dark	M	FH
0495	Alhambra Light	M	FH
0508	Phenix Anthracite	M	FK
0511	Beige Lido	M	FH
0522	Alabaster Space	M	FH
0548	Green Classic	M	FK
0700	Granito Goya	M	FK
0741	Birch Grey	U	FH
0793	Patina Tin	M	FH
0794	Patina Bronze	M	FH
0905	Cheyenne Walnut	H	FH
1300	Aluminium	M	FH
2715	Natural Apple Tree	H	FH
7373	Butcher Block	H	FH

## Max Window Sills

Decor N°/Name		Type of Decor	Surface Finish
0085	White	U	FH
0139	Grey Marble	M	FK
0141	Classico	M	FH
0175	Knor Fir	H	PO
0733	Hygienic White	U	FH
0742	Pebble Grey	U	FH

## Extend Collection

Decor N°/Name		Price Group	Type of Decor	Surface Finish
0125	Natural Oak	35	H	PO
0291	Beech II	35	H	PO
0412	Danube Maple	35	H	PO
0086	Industry White	10	U	MT
0112	Top White	20	U	MR
0112	Top White	20	U	BR
0112	Top White	20	U	FH
0681	Paintable White	20	U	MT
0741	Birch Grey	30	U	FH
0851	Winter White	30	U	FH
1203	Grey	25	U	SF
1630	Expo-Star	15	U	FH

## Mirror Gloss Collection

Decor N°/Name		Type of Decor	Surface Finish
0043	Cartagena Walnut Crosswise	H	SG
0075	Dark Grey	U	SG
0077	Charcoal	U	SG
0080	Black	U	SG
0085	White	U	SG
0095	Papaya	U	SG
0210	Intensive Red	U	SG
0250	Indian Red	U	SG
0315	Wheat	U	SG
0319	Cappuccino	U	SG
0334	Zebrano	H	SG
0335	Coconut	H	SG
0340	Noce Nero	H	SG
0412	Danube Maple	H	SG
0733	Hygienic White	U	SG
0741	Birch Grey	U	SG
0851	Winter White	U	SG
1375	Olive Tree	H	SG
1398	Plum Tree	H	SG
1473	Macassar	H	SG

## Metallic Stock Programme

Decor N°	Name	Format
M001	Natural Alu	2800 x 1300 x 1,0 mm
M002	Alu Topmatt	2800 x 1300 x 1,0 mm
M003	Alu Stainless Steel Nuance	2800 x 1300 x 1,0 mm
M004	Alu Bronze	2800 x 1300 x 1,0 mm
M005	Alu Champagne	2800 x 1300 x 1,0 mm
M008	Inlay Aluminium Square	2440 x 1220 x 0,9 mm
M009	Inlay Aluminium Circle	2440 x 1220 x 0,9 mm
M010	Brushed Alu / horizontal chamfer	2440 x 1220 x 0,8 mm
M011	Brushed Alu / vertical chamfer	2440 x 1220 x 0,8 mm
M012	Aluminium Natural Mirror	2440 x 1220 x 0,9 mm
M013	Aluminium Dimmed Mirror	2440 x 1220 x 0,9 mm
M021***)	Copper Plain Nugget	2440 x 1220 x 1,2 mm
M029	Alu Champagne Tube	2440 x 1220 x 1,0 mm
M030	Alu Bronze Groove	2440 x 1220 x 1,0 mm
M031	Alu Groove	2440 x 1220 x 1,0 mm
M082	Magnetic White	2440 x 1220 x 1,0 mm
MGZ1	Balancer for M008, M009, M012, M013, M029, M030, M031	2440 x 1220 x 1,0 mm
MGZ2	Balancer for M010, M011	2440 x 1220 x 0,8 mm
MGZ3	Balancer for M021	2440 x 1220 x 1,2 mm

The surfaces in the decor series Max Metal are produced using various metal foils, unlike those of the other Max laminates (HPL) that consist of highly resistant melamine resin. The foils are real aluminium or copper - the surface is lacquered for protection. Real metal surfaces are unsuitable for horizontal applications with surface quality requirements such as high abrasion or scratch resistance.

There are differences in the machining of the individual types in this decor series. Please ensure that you are aware of them. Our application support team will be pleased to provide you with additional information. If you use decors of the Inlay group, please ensure that the fit is exact when working with joints. Pay attention to the right direction of Metal laminates when using them.

A real iron foil is included in the pressing of the laminate M082 for the adhesion of the magnets. Please remember this when machining this product. The high-gloss surface of this laminate is suitable for dry-wipe boardmarkers.

Please use a defined balancer mentioned in the table above. For decors M001, M002, M003, M004, M005, M082 the same laminate is the right choice as balancer.

\*\*\*) Please note that each laminate of decor M021 is handmade and the colour may differ from panel to panel.



**FunderMax France**

3 Cours Albert Thomas  
F-69003 Lyon  
Tel.: + 33 (0) 4 78 68 28 31  
Fax: + 33 (0) 4 78 85 18 56  
infofrance@fundermax.at  
www.fundermax.at

**FunderMax India Pvt. Ltd.**

504, 5th floor, Brigade Towers  
135, Brigade Road  
IND-560025 Bangalore  
Tel.: +91 80 4111 7004  
Fax: +91 80 4112 7053  
officeindia@fundermax.biz  
www.fundermax.at

**JAGO AG**

Industriestrasse 21  
CH-5314 Kleindöttingen  
Tel.: + 41 (0) 56-268 81 31  
Fax: + 41 (0) 56-268 81 51  
info@jago.ch  
www.jago.ch

**ISOVOLTA S. A.U.**

Avda. Salvatella, 85-97  
Poligono Industrial Can Salvatella  
E-08210 Barberà del Vallès (Barcelona)  
Tel.: + 34-937 297 550  
Fax: + 34-937 190 511  
info@isovolta.es  
www.isovolta.es

**ISO-MAX Spółka Akcyjna**

ul. Rybitwy 12  
PL-30 722 Krakau  
Tel.: + 48-12-65 34 528  
Fax: + 48-12-65 70 545  
biuro@iso-max.com.pl  
www.iso-max.com.pl

**FUNDERMAX**®

**FunderMax GmbH**  
Klagenfurter Straße 87-89  
A-9300 St. Veit / Glan

Tel.: + 43 (0) 5 / 9494-0  
Fax: + 43 (0) 5 / 9494-4200  
office@fundermax.at  
www.fundermax.at

MEMBER OF *Constantia* INDUSTRIES